




## 2007 BUELL® PRODUCT REFERENCE GUIDE







# PRODUCT ORIENTATION

PRODUCT ORIENTATION

ULYSSES™

FIREBOLT®

LIGHTNING®

RACING



# PRODUCT ORIENTATION



## Positioning Overview

### ULYSSES™

#### Adventure Sportbike

Exceptional handling and Buell innovation for on- and off-pavement sport adventures. Premium style and the best level of Buell comfort and practicality for a wide range of riding styles and terrain.



Ulysses™ XB12X

### FIREBOLT®

A unique balance of racetrack and real-world performance dedicated to providing the ultimate sport riding experience.



Firebolt® XB9R



Firebolt® XB12R

### LIGHTNING®

#### American Streetfighter

Unique balance of premium components, minimalist style, athletic ergonomics and extreme agility delivering loads of attitude for the ultimate street riding experience.



Lightning® CityX XB9SX



Lightning® XB12S  
Lightning® XB12Scg



Lightning® Long XB12Ss

### RACING

The ultimate statement of Buell performance, the Buell® XBRR is designed and built with a single goal in mind: to win races. Engineered from the ground up to compete at a higher level, and optimized for the AMA's Formula Xtreme Class, the XBRR is a true racing thoroughbred.



XBRR™

### BLAST®

The easiest way to get into the real-world riding experience. The Blast® motorcycle is the essence of sport riding and the Buell brand providing great handling and fun.



Blast®

# PRODUCT ORIENTATION



## Why Buell®?

### KEY REASONS TO BUY A BUELL® MOTORCYCLE

Own the corners!

Buell motorcycles are perfect for sport riders not interested in following the convention or generic style of the sportbike market.

Buell motorcycles offer:

- Superb handling and agility thanks to the Trilogy of Tech™: Chassis rigidity, mass centralization, and low unsprung weight.
- Huge torque and broad powerband with an emphasis on torque – it's what you *feel*.
- Perfect riding ergonomics, set up for dominating the curves. A unique connection to the bike; to the road.
- Distinct styling and character – strong, simple, and striking. Not a "cookie cutter." Extremely innovative.
- Passion – shared desire to do things better and make riding more fun, more often.

### HELP YOUR CUSTOMERS "GET IT"!

- Chances are your sportbike prospects have already spent time on [www.buell.com](http://www.buell.com). Encourage them to register for e-mail on the site so they can get the latest news, updates, and offers.
- Make demo rides a standard part of your sales process. Also, be sure to have demo units available and sign up for a demo truck event. Buell Dealer Demo Events can get you \$1,000 of incremental co-op!
- Keep the sales staff up to date on Buell marketing activities – review the marketing planner regularly for tie-in promotions and planned advertising.
- Learn more! Sell More! Get connected to HDU Online for the self-directed Buell Opportunity tutorial – it's a great way to better understand Buell's positioning in the sportbike market, the competition, and the unique features that make Buell motorcycles the ultimate handling and riding experience!

BLAST®

ULYSSES™

FIREBOLT®

LIGHTNING®

RACING





# ULYSSES™

BLAST®

ULYSSES™

FIREBOLT®

LIGHTNING®

RACING



## Ulysses™ XB12X

Adventure Sportbike – Exceptional Handling and Buell Innovation for On- and Off-Pavement Sport Adventure.  
Premium Style and the Best Level of Buell Comfort and Practicality for a Wide Range of Riding Styles and Terrain.





## Model Overview

Flip for Specifications and Color Options

### MODEL OVERVIEW

The Ulysses™ model is an Adventure Sportbike – a world-class sportbike with the handling and soul to own every corner; plus, it's capable when the pavement ends. Paved twisties or dirt roads, Ulysses models have the comfort, versatility, and durability to make riding more fun, more often.

### MODEL UNIQUE FEATURES

#### Rugged and Capable

- Pirelli® Scorpion Sync tires
- Ulysses™ wheels – lightweight, rugged
- Frame pucks, deflectors, headlight grille
- Double-front fender design for added protection
- Full-coverage license plate bracket for added protection
- The Ulysses model allows motorcycle riders to travel paved and unpaved roads!

#### “Adventure Sportbike” Ergonomics

- Increased suspension travel and ground clearance for ride comfort and control on rough surfaces
- Large, comfortable seat with increased seat height
- In-command riding position
  - High, wide athletic bars
  - Neutral footpeg position
- Excellent passenger accommodations
  - Comfortable seat
  - Backrest (Triple Tail™)
  - Grab rails for active sport adventures

#### Comfort/Convenience

- Easy shock pre-load adjustment
- Triple Tail (1. Luggage 2. Passenger 3. Both)
- Integrated helmet lock
- Auxiliary power outlets on dash and under seat
- Two-piece windscreen
  - Quick-release
  - Effective, efficient air flow
- Large under-seat storage
- Excellent range and fuel capacity (4.4 gal.)
- Functional tool kit:
  - Open-end wrench for fork preload adjustment
  - 8 mm socket for clutch perch (fits into the screwdriver end)
  - Two open-end wrenches for adjusting mirror stalks
  - Open-end wrench for oil drain plug

#### NEW IN 2007

- Standard seat height lowered 1.3 inches
- Improved coarse-textured seat covering for rider and passenger comfort
- New Pirelli® Scorpion Sync tires for better pavement performance with almost equivalent off-road performance
- Revised front fork springs for improved handling and ride comfort

### ACCESSORIES

- Buell Quest™ Portable Navigation System (P/N 92165-05Y) – U.S., Canada, and Puerto Rico
- Ulysses™ Tall Windscreen (P/N 58214-06YA)
- Deluxe Tank Bag (P/N 92330-06Y)
- Ulysses™ Top Case and Side Cases System (P/N 92030-05Y)
- Side Cases (pair) (P/N 90057-05Y)
- Ulysses™ USB Bag (P/N 92332-06Y)
- Triple Tail™ Pad (P/N 52996-06Y)
- City Screen Cover for Lightning® Models (P/N 94430-04Y)

View the full Accessories assortment at [www.buell.com](http://www.buell.com).



## Model Specifications<sup>1</sup>

### DIMENSIONS

Overall Length <sup>5</sup>	85.0 in. (2158 mm)
Overall Width <sup>9</sup>	35.1 in. (892 mm)
Seat Height <sup>7</sup>	31.8 in. (808 mm)
Ground Clearance <sup>8</sup>	6.75 in. (171 mm)
Rake (steering head) <sup>7</sup>	23.5°
Fork Angle <sup>7</sup>	22°
Lean Angle <sup>8</sup> :	
• Soft Contact, Right	39°
• Soft Contact, Left	39°
• Hard Contact, Right	43°
• Hard Contact, Left	40°
Trail <sup>7</sup>	4.8 in. (122 mm)
Wheelbase <sup>6</sup>	54.1 in. (1374 mm)
Tires (Pirelli® Scorpion Sync) <sup>4</sup> :	
• Front	120/70 ZR-17
• Rear	180/55 ZR-17
Fuel Capacity	4.40 gal. (16.7 L)
Reserve Fuel Capacity	0.83 gal. (3.1 L) warning light
Fuel Economy (EPA urban/highway test) <sup>2</sup>	51/64 mpg (4.6/3.7 L/100 km)
Weight:	
• As Shipped	425 lbs. (193 kg)
• Gross Vehicle Weight Rating	950 lbs. (431 kg)
Load Capacity	452 lbs. (205 kg)

### ENGINE

Engine	Air/oil/fan-cooled, 4-stroke, 45° V-Twin
Valve Train	OHV, two valves per cylinder, self-adjusting
Bore x Stroke	3.500 in. x 3.812 in. (88.90 mm x 96.82 mm)
Displacement	73.4 cu. in. (1203 cc)
Compression Ratio	10.0:1
Fuel Delivery	49 mm down draft DDFI II fuel injection
Intake	Zero-resistance airbox
Exhaust	Tuned, tri-pass resonance chamber with InterActive valve and mass-centralized mounting
Torque (North America per SAE J607)	84 ft. lbs. @ 6000 rpm (114 NM @ 6000 rpm)
Horsepower (North America per SAE J607)	103 hp @ 6800 rpm
Lubrication	Dry-sump
Oil Capacity	2.5 qts. (2.4 L)
Oil Filtration	Screw-on disposable element

### DRIVETRAIN

Primary Drive	Chain, 1.500:1 (57/38) ratio
Final Drive <sup>3</sup>	Constant path, 14 mm pitch aramid-reinforced Hibrex® belt with Flexten® Plus technology, 2.407:1 (65/27) ratio
Clutch	Wet, multi-plate, compensated, reduced lever effort
Transmission	5-speed, helical gear
Gear Ratios:	
• 1st	2.648
• 2nd	1.892
• 3rd	1.407
• 4th	1.166
• 5th	1.000

### CHASSIS

Frame	Aluminum frame with Uniplanar™ powertrain vibration isolation system, fuel in frame
Front Fork <sup>4</sup>	43 mm Showa® inverted forks with adjustable compression damping, rebound damping, and spring preload
Rear Shock <sup>4</sup>	Showa coil-over monoshock with remote, under-seat reservoir and adjustable compression damping, rebound damping and spring preload
Wheels:	Magnesium Tone
• Front	Reinforced XB-type 6-spoke, ZTL™ cast aluminum 3.5 in. x 17 in. (89 mm x 432 mm)
• Rear	Reinforced XB-type 6-spoke, ZTL cast aluminum 5.5 in. x 17 in. (140 mm x 432 mm)
Brakes:	
• Front	ZTL-type brake, 6-piston, fixed caliper, 375 mm single-sided, inside-out, stainless steel, floating rotor
• Rear	Single-piston, floating caliper; 240 mm stainless steel, fixed rotor
Suspension Travel:	
• Front Wheel	6.51 in. (165 mm)
• Rear Wheel	6.38 in. (162 mm)

### ELECTRIC

Battery (per Battery Council International Rating)	Sealed lead acid, maintenance-free, 12V, 12 amp/hour, 200 cca
Charging	494W peak, 38-amp, permanent magnet, 3-phase alternator with solid-state regulator
Starting	1.2 kW electric with solenoid shift starter motor engagement
Lights (as per country regulation):	
• Headlamps (twin quartz halogen [H7])	55-watt low beam, 55-watt high beam
• Tail/Stop Lights	LED 0.36W/3.36W
• Turn Signal Lights	10W manual canceling
• License Plate Light	5W

### INSTRUMENTS

Electronic speedometer, tachometer, odometer; dual resettable tripmeter; high beam, neutral, oil, low fuel (plus, odometer shows miles traveled on reserve), turn signal and engine diagnostic indicator lamps; clock

### COLORS<sup>5</sup>

Barricade Orange, Midnight Black

### WARRANTY

24 months (unlimited mileage)

<sup>1</sup> Specifications for non-U.S. markets might differ. Buell reserves the right to discontinue models or change specifications at any time without incurring any obligation. Vehicle specifications may vary from country to country depending on local laws. Some models are not available in certain countries.

<sup>2</sup> Based on tests conducted under lab conditions per U.S. E.P.A. test procedures. Mileage will vary depending on personal riding habits, weather conditions, trip length, and vehicle condition.

<sup>3</sup> Hibrex® and Flexten® are registered trademarks of the Goodyear Tire & Rubber Company.

<sup>4</sup> Showa® and Pirelli® are registered trademarks of their respective owners.

<sup>5</sup> Availability may vary from dealer to dealer, and is subject to change without notice.

<sup>6</sup> Unladen, wet configuration (no rider, all fluids).

<sup>7</sup> Laden, wet configuration (design rider, all fluids).

<sup>8</sup> Bottomed-out configuration (100% suspension compression).

<sup>9</sup> Without mirrors.

## Ulysses™ XB12X

## Features



New Pirelli® Scorpion Sync tires combine exceptional pavement performance with almost equivalent off-road performance.



Quick-release two-piece tall windscreen means effective air flow.



Buell Quest Waterproof Portable Navigation System has enough memory (115 MB) to plan a cross-country journey.



Hard cases feature rugged design with convenient carrying handles and easy docking mechanism.



Double-front fender design for added protection.



Triple Tail™: 1. Luggage rack with integrated tie-down hooks; 2. Flexible passenger backrest with grab rails; and 3. Luggage rack extending over LED taillight with passenger grab rails available.





**FIREBOLT®**

**BLAST®**

**FIREBOLT®**

**LIGHTNING®**

**RACING**



PRODUCT ORIENTATION

ULYSSES™

FIREBOLT®

## FIREBOLT®: Firebolt® XB9R

Higher-Revving Middleweight Delivering Smooth Torque and Sporty Performance  
with Tight, Youthful Looks





## Model Overview

*Flip for Specifications and Color Options*

### MODEL OVERVIEW

The Firebolt® XB9R model provides a compelling middleweight invitation to customers seeking race inspiration and a traditional sport-style motorcycle. We call it the Sportfighter: a revolutionary, optimized balance between superior chassis, suspension, braking design, strong torque and power delivery as well as striking styling, balanced ergonomics, sound, and character. The Firebolt XB9R is an incredible sport motorcycle!

### MODEL UNIQUE FEATURES

- Thunderstorm®, 984 cc, air/oil/fan-cooled, fuel-injected, 45° V-Twin engine delivers gargantuan torque over a wide rpm range. Short stroke configuration allows a redline all the way up to 7500 rpm
- Fan-cooling system and larger cylinder head fins for superior engine cooling and improved performance
- Thermostatically-controlled fan augments traditional air cooling and continues to cool engine oil after shutdown to reduce detrimental oil hot-soak condition
- Helical gear and “dog ring” shifting mechanism for smoother shifting operation coupled with reduced clutch lever effort
- Innovative belt drive that features an additional idler pulley, ensuring a constant path throughout the length of the belt. There is no lash in the transmission and no scheduled belt replacement
- Revolutionary all-aluminum frame. Its massive construction delivers exceptional rigidity and an even tighter ride. With the Buell® Uniplanar™ engine vibration isolation system, the engine contributes to the chassis rigidity and filters vibration
- The frame also holds the fuel for better mass centralization and a lower center of gravity. It also enables the space above the engine for the airbox
- Shortest wheelbase of any production sportbike (52 in.)
- 21-degree fork angle
- ZTL™ (Zero Torsional Load) front brake system, composed of a giant 375 mm, inside-out brake rotor and a six-piston caliper. This system both maximizes the stopping power and dramatically reduces unsprung weight
- Unique wheel technology providing low unsprung weight and great styling
- Optimized intake and exhaust for maximum mid-range torque
- Mass-centralized exhaust and muffler for superior feel and handling characteristics. Concentrates the weight and mass underneath the rider rather than behind
- Inverted fork
- Massive aluminum swingarm further heightens the rigidity of the chassis. It also acts as an oil reservoir for a lower center of gravity
- Lightweight, magnesium front module

### NEW IN 2007

- Racing Red with Designer Black Powdercoat wheels
- 3D Satin Black airbox graphic
- Pirelli® Diablo T tires for all-around, real-world riding
- Smoked windscreen

### ACCESSORIES

- Silver Fire Windscreen (P/N 57034-04Y)
- Torque Hand Grips (P/N 56144-04Y)
- Tank Bag (P/N 91213-04YA)
- Air Box Cover Mask (P/N 91212-04Y)
- Frame Pucks for XB Models (P/N 93001-03Y)
- Detachable Saddlebags for Firebolt® Models (P/N 91310-04Y)
- Tail Bag for Firebolt® Models (P/N 91210-04Y)
- City Screen Cover for Firebolt® Models (P/N 94431-04Y)

View the full Accessories assortment at [www.buell.com](http://www.buell.com).



Model Specifications<sup>1</sup>

DIMENSIONS	
Overall Length <sup>6</sup>	76.2 in. (1935 mm)
Overall Width <sup>6</sup>	28.2 in. (715 mm)
Seat Height <sup>7</sup>	30.5 in. (775 mm)
Ground Clearance <sup>8</sup>	4.35 in. (110 mm)
Rake (steering head) <sup>7</sup>	21°
Fork Angle <sup>7</sup>	21°
Lean Angle <sup>9</sup> :	
• Soft Contact, Right	47°
• Soft Contact, Left	47°
• Hard Contact, Right	50°
• Hard Contact, Left	48°
Trail <sup>7</sup>	3.3 in. (83 mm)
Wheelbase <sup>6</sup>	52.0 in. (1320 mm)
Tires (Pirelli® Scorpion Sync) <sup>4</sup> :	
• Front	120/70 ZR-17
• Rear	180/55 ZR-17
Fuel Capacity	3.82 gal. (14.5 L)
Reserve Fuel Capacity	0.75 gal. (2.8 L) warning light
Fuel Economy <sup>2</sup> (EPA urban/highway test)	50/65 mpg (4.7/3.6 L/100 km)
Weight:	
• As Shipped	385 lbs. (175 kg)
• Gross Vehicle Weight Rating	850 lbs. (386 kg)
Load Capacity	398 lbs. (181 kg)
ENGINE	
Engine	Air/oil/fan-cooled, 4-stroke, 45° V-Twin
Valve Train	OHV, two valves per cylinder, self-adjusting
Bore x Stroke	3.500 in. x 3.125 in. (88.90 mm x 79.38 mm)
Displacement	60.0 cu. in. (984 cc)
Compression Ratio	10.0:1
Fuel Delivery	45 mm down draft DDFI II fuel injection
Air Cleaner	Zero-resistance airbox
Exhaust	Tuned, tri-pass resonance chamber with mass-centralized mounting
Torque (North America per SAE J607)	70 ft. lbs. @ 5500 rpm (95 NM @ 5500 rpm)
Horsepower (North America per SAE J607)	92 hp @ 7500 rpm
Lubrication	Dry-sump
Oil Capacity	2.5 qts. (2.4 L)
Oil Filtration	Screw-on disposable element

DRIVETRAIN	
Primary Drive	Chain, 1.676:1 (57/34) ratio
Final Drive <sup>3</sup>	Constant path, 14 mm pitch aramid-reinforced Hibrex® belt with Flexten® Plus technology, 2.407:1 (65/27) ratio
Clutch	Wet, multi-plate, compensated
Transmission	5-speed, helical gear
Gear Ratios:	
• 1st	2.648
• 2nd	1.892
• 3rd	1.407
• 4th	1.166
• 5th	1.000
CHASSIS <sup>4</sup>	
Frame	Aluminum frame with Uniplanar™ powertrain vibration isolation system, fuel in frame
Front Fork	43 mm Showa® inverted forks with adjustable compression damping, rebound damping and spring preload
Rear Shock	Showa® coil-over monoshock with remote, under-seat reservoir and adjustable compression damping, rebound damping and spring preload
Wheels:	Designer Black Powdercoat (new)
• Front	6-spoke, ZTL™ cast aluminum, 3.5 in. x 17 in. (89 mm x 432 mm)
• Rear	6-spoke, cast aluminum, 5.5 in. x 17 in. (140 mm x 432 mm)
Brakes:	
• Front	ZTL-type brake, 6-piston, fixed caliper, 375 mm single-sided, inside-out, stainless steel, floating rotor
• Rear	Single piston, floating caliper; 240 mm stainless steel, floating rotor
Suspension Travel:	
• Front Wheel	4.72 in. (120 mm)
• Rear Wheel	5.00 in. (127 mm)

ELECTRIC	
Battery (per Battery Council International Rating)	Sealed lead acid, maintenance-free, 12V, 12 amp/hour, 200 cca
Charging	38-amp, permanent magnet, 3-phase alternator with solid-state regulator (481W @3000 rpm, 494W peak)
Starting	1.2 kW electric with solenoid shift starter motor engagement
Lights (as per country regulation):	
• Headlamps (twin projector beam [H3])	55-watt low beam, 55-watt high beam
• Tail/Stop Lights	5W/21W
• Turn Signal Lights	10W manual canceling

INSTRUMENTS	
Electronic speedometer, tachometer, odometer; dual resettable trip-meter; high beam, neutral, oil, low fuel (plus, odometer shows miles traveled on reserve), turn signal and engine diagnostic indicator lamps; clock	

COLORS <sup>5</sup>	
Racing Red	

WARRANTY	
Warranty	24 months (unlimited mileage)

<sup>1</sup> Specifications for non-U.S. markets might differ. Buell reserves the right to discontinue models or change specifications at any time without incurring any obligation. Vehicle specifications may vary from country to country depending on local laws. Some models are not available in certain countries.  
<sup>2</sup> Based on tests conducted under lab conditions per U.S. E.P.A. test procedures. Mileage will vary depending on personal riding habits, weather conditions, trip length and vehicle condition.  
<sup>3</sup> Hibrex® and Flexten® are registered trademarks of the Goodyear Tire & Rubber Company.  
<sup>4</sup> Showa® and Pirelli® are registered trademarks of their respective owners.  
<sup>5</sup> Availability may vary from dealer to dealer, and is subject to change without notice.  
<sup>6</sup> Unladen, wet configuration (no rider, all fluids).  
<sup>7</sup> Laden, wet configuration (design rider, all fluids).  
<sup>8</sup> Without mirrors.  
<sup>9</sup> Bottomed-out configuration (100% suspension compression).

FIREBOLT®: Firebolt® XB9R

Features



Sexy NEW styling with Racing Red bodywork, Designer Black wheels, and smoked windscreen.



Available P&A includes detachable saddlebags for Firebolt models.



Innovative belt and pulley drive system provides immediate throttle reponse; needs no lubrication, no regular maintenance, and has no scheduled replacement.



A functional airbox cover optimizes airflow potential without affecting intake noise.



FIREBOLT®: Firebolt® XB12R





## Model Overview

*Flip for Specifications and Color Options*

### MODEL OVERVIEW

The Firebolt XB12R Sportfighter motorcycle delivers higher performance while maintaining all XB engine innovations, features, and outstanding handling. Exceptional and beautiful styling that is simple, clean, and premium all the way.

A destination for current Buell® believers and other experienced riders who embrace the Sportfighter concept but require more torque and horsepower.

### MODEL UNIQUE FEATURES

#### Engine

- Classic Buell® engine geometry and charisma with enhancements of the XB engine; delivers instant torque and strong power delivery
- Thunderstorm® 1203 cc, 103 hp (per SAE J607), 84 ft. lbs. torque, 10.0:1 compression ratio
- Same bore as 984 cc (3.5 in.) with longer stroke – 3.812 in. (from 3.125 in.)
- “Heavyweight” 1000 cc+ category
- Single-piece, 49 mm intake throttle body
- 1.50:1 primary drive ratio

#### InterActive Exhaust

- Enhances engine performance and helps maintain strong and extraordinarily smooth power delivery curve
- Dual chamber with electronic actuator activates a butterfly valve which adjusts back-pressure by alternating between two gas-flow paths
- ECM monitors engine speed and throttle position while activating valve to optimize torque and horsepower for the riding condition. For example, at wide-open throttle the valve is opened at low rpm to reduce back-pressure

so the engine can gain rpm quickly. The valve closes in the mid-range to increase acceleration torque and then opens again at high rpm to maximize horsepower

- 1.75-inch header pipes
- Enhances rich, throaty rumble of the Buell exhaust tone

#### Innovative Belt Drive System

- Constant-path, 14 mm pitch aramid-reinforced Hibrex® belt with Flexten® Plus technology
  - Exceptional strength and life
  - No scheduled replacement!
- All the benefits of belt technology: clean, quiet, lightweight, no adjustments

#### STYLING

- Sexy and confident looks: Sunfire Yellow and Midnight Black
- Graphite gray frame, swingarm, passenger peg brackets
- Magnesium tone cam/clutch cover
- Head-turning wheel and body color combinations: Cherry Bomb Translucent wheels on Midnight Black Model or Designer Black Powdercoat wheels on Sunfire Yellow Model
- Perforated texture seat
- Magnesium tone center chin
- Cherry Bomb Translucent windscreen on Midnight Black model or Kick Ash Translucent windscreen on Sunfire Yellow model

### NEW IN 2007

- Pirelli® Diablo T tires for all-around, real world riding
- Redesigned graphics in 3D Cherry Bomb Translucent (on Midnight Black model) or in 3D Black/Graphite (on Sunfire Yellow model)
- Cherry Bomb Translucent wheels on Midnight Black model and new Designer Black Powdercoat wheels on Sunfire Yellow model
- Cherry Bomb Translucent windscreen on Midnight Black model and new Kick Ash Translucent windscreen on Sunfire Yellow model

### ACCESSORIES

- Painted Hand Control Lever Kit (P/N 46387-05Y)
- Painted Heel Protector Kit – Rider (P/N 46388-05Y)
- Painted Heel Protector Kit – Passenger (P/N 46389-05Y)
- Torque Hand Grips (P/N 56144-04Y)
- Silver Fire Windscreen (P/N 57034-04Y)
- Tank Bag (P/N 91213-04YA)
- Detachable Saddlebags for Firebolt® Models (P/N 91310-04Y)
- Tail Bag for Firebolt® Models (P/N 91210-04Y)
- City Screen Cover for Firebolt® Models (P/N 94431-04Y)

View the full Accessories assortment at [www.buell.com](http://www.buell.com).



ACCESSORIES

BLAST®

LIGHTNING®

RACING



Model Specifications <sup>1</sup>

**DIMENSIONS**

Overall Length <sup>6</sup>	76.2 in. (1935 mm)
Overall Width <sup>8</sup>	28.2 in. (715 mm)
Seat Height <sup>7</sup>	30.5 in. (775 mm)
Ground Clearance <sup>6</sup>	4.35 in. (110 mm)
Rake (steering head)	21°
Fork Angle <sup>7</sup>	21°
Lean Angle <sup>9</sup> :	
• Soft Contact, Right	47°
• Soft Contact, Left	47°
• Hard Contact, Right	50°
• Hard Contact, Left	48°
Trail <sup>7</sup>	3.3 in. (83 mm)
Wheelbase <sup>6</sup>	52.0 in. (1320 mm)
Tires (Pirelli® Diablo T <sup>7</sup> ):	
• Front	120/70 ZR-17
• Rear	180/55 ZR-17
Fuel Capacity	3.82 gal. (14.5 L)
Reserve Fuel Capacity	0.75 gal. (2.8 L) warning light
Fuel Economy (EPA urban/highway test) <sup>2</sup>	48/65 mpg (4.9/3.6 L/100 km)
Weight:	
• As Shipped	395 lbs. (179 kg)
• Gross Vehicle Weight Rating	850 lbs. (386 kg)
Load Capacity	388 lbs. (176 kg)

**ENGINE**

Engine	Air/oil/fan-cooled, 4-stroke, 45° V-Twin
Valve Train	OHV, two valves per cylinder, self-adjusting
Bore x Stroke	3.500 in. x 3.812 in. (88.90 mm x 96.82 mm)
Displacement	73.4 cu. in. (1203 cc)
Compression Ratio	10.0:1
Fuel Delivery	49 mm down draft DDFI II fuel injection
Air Cleaner	Zero-resistance airbox
Exhaust	Tuned, tri-pass resonance chamber with InterActive valve and mass-centralized mounting
Torque (North America per SAE J607)	84 ft. lbs. @ 6000 rpm (113 NM @ 6000 rpm)
Horsepower (North America per SAE J607)	103 hp @ 6800 rpm
Lubrication	Dry-sump
Oil Capacity	2.5 qts. (2.4 L)
Oil Filtration	Screw-on disposable element

**DRIVETRAIN**

Primary Drive	Chain, 1.500:1 (57/38) ratio
Final Drive <sup>3</sup>	Constant path, 14 mm pitch aramid-reinforced Hibrex® belt with Flexten® Plus technology, 2.407:1 (65/27) ratio
Clutch	Wet, multi-plate, compensated, reduced lever effort
Transmission	5-speed, helical gear
Gear Ratios:	
• 1st	2.648
• 2nd	1.892
• 3rd	1.407
• 4th	1.166
• 5th	1.000

**CHASSIS<sup>4</sup>**

Frame	Aluminum frame with Uniplanar™ powertrain vibration isolation system, fuel in frame
Front Fork	43 mm Showa® inverted forks with adjustable compression damping, rebound damping and spring preload
Rear Shock	Showa coil-over monoshock with remote, under-seat reservoir and adjustable compression damping, rebound damping and spring preload
Wheels:	Cherry Bomb Translucent (new) or Designer Black Powdercoat (new)
• Front	6-spoke, ZTL™ cast aluminum, 3.5 in. x 17 in. (89 mm x 432 mm)
• Rear	6-spoke, cast aluminum, 5.5 in. x 17 in. (140 mm x 432 mm)
Brakes:	
• Front	ZTL-type brake, 6-piston, fixed caliper, 375 mm single-sided, inside-out, stainless steel, floating rotor
• Rear	Single piston, floating caliper; 240 mm stainless steel, floating rotor
Suspension Travel:	
• Front Wheel	4.72 in. (120 mm)
• Rear Wheel	5.00 in. (127 mm)

**ELECTRIC**

Battery (per Battery Council International Rating)	Sealed lead acid, maintenance-free, 12V, 12 amp/hour, 200 cca
Charging	38-amp, permanent magnet, 3-phase alternator with solid-state regulator (481W @3000 rpm, 494W peak)
Starting	1.2 kW electric with solenoid shift starter motor engagement
Lights (as per country regulation):	
• Headlamps (twin projector beam [H3])	55-watt low beam, 55-watt high beam
• Tail/Stop Lights	5W/21W
• Turn Signal Lights	10W manual canceling
• License Plate Light	5W

**INSTRUMENTS**

Electronic speedometer, tachometer, odometer; dual resettable tripmeter; high beam, neutral, oil, low fuel (plus, odometer shows miles traveled on reserve), turn signal and engine diagnostic indicator lamps; clock

**COLORS<sup>5</sup>**

Midnight Black, Sunfire Yellow

**WARRANTY**

Warranty 24 months (unlimited mileage)

<sup>1</sup> Specifications for non-U.S. markets might differ. Buell reserves the right to discontinue models or change specifications at any time without incurring any obligation. Vehicle specifications may vary from country to country depending on local laws. Some models are not available in certain countries.  
<sup>2</sup> Based on tests conducted under lab conditions per U.S. E.P.A. test procedures. Mileage will vary depending on personal riding habits, weather conditions, trip length and vehicle condition.  
<sup>3</sup> Hibrex® and Flexten® are registered trademarks of the Goodyear Tire & Rubber Company.  
<sup>4</sup> Showa® and Pirelli® are registered trademarks of their respective owners.  
<sup>5</sup> Availability may vary from dealer to dealer, and is subject to change without notice.  
<sup>6</sup> Unladen, wet configuration (no rider, all fluids).  
<sup>7</sup> Laden, wet configuration (design rider, all fluids).  
<sup>8</sup> Without mirrors.  
<sup>9</sup> Bottomed-out configuration (100% suspension compression).


Features



New Cherry Bomb Translucent Windscreen.



New Kick Ash Translucent Windscreen.



InterActive exhaust enhances engine performance and its under-the-engine placement centralizes mass.



Removable cowl with passenger pillion.



Magnesium front module cradles the reader friendly instrument cluster.



Handlebar placement tucks rider behind the front fairing.



Massive aluminum swingarm is rigid and acts as oil reservoir, lowering center of gravity.





LIGHTNING®

BLAST®

LIGHTNING®

RACING



OLYSSSES

FIREBOLT®

LIGHTNING®

# LIGHTNING®: Lightning® CityX XB9SX

Purpose-Built for Urban Streetfighting with Edgy, Metro Looks and Ruggedness. Nimble Handling and Lively, Torquey Middleweight – Perfect for the Concrete Jungle.





## Model Overview

*Flip for Specifications and Color Options*

### MODEL OVERVIEW

The Lightning® CityX XB9SX model is the next generation Lightning motorcycle. It combines legendary Buell® Streetfighter attitude and naked style with fresh urban appeal. Trend-leading, impressive surfaces, metro ruggedness and big torque give the new Lightning CityX model enough grunt and style to own every street corner.

- Thunderstorm,® 984 cc Engine – Perfect metro powertrain where darting in and out of traffic doesn't require the most ponies, but the most grunt
- City Riding – Better to see cabs and bike messengers; wide, flat bars, bikini fly screen, and higher, flat City Skyline seat combine for a more upright, in-control riding position
- Techy Translucent Hero Blue or Kick Ash Airbox Cover and Fly Screen – Talk About “Halo Effect”!
  - Anodized Blue or Silver tail section grid
  - Blue glow gauge face
- Urban Ruggedness – Pot Holes? Bring 'em On
  - Pirelli® Scorpion Sync tires: aggressive look; excellent grip in a wide range of conditions
  - Frame pucks
  - “X” airbox guard
  - Headlight grille
  - Deflectors
  - Villain Black crossbrace handlebar
- Darkened Lower Styling – What City Grunge?
  - Villain Black Powdercoat wheels and license plate bracket
  - Midnight Black chin fairing and front fender

### MODEL UNIQUE FEATURES

- Dynamic, digital, air/oil/fan-cooled, fuel-injected, Thunderstorm, 984 cc 45° V-Twin engine delivers serious torque and revs to 7500 rpm
- Telepathic chassis geometry: 52-inch wheelbase, 21-degree head angle and 52% front weight distribution means this motorcycle is all about exceptional agility and sport-muscle performance
- Frame as fuel tank keeps the weight lower on the bike for improved handling
- Swingarm as oil reservoir allows for tight packaging and lower center of gravity
- ZTL™ (Zero Torsional Load) front brake system significantly reduces unsprung weight with incredible braking power; braking forces are transferred by the optimum path to the rim
- Extremely lightweight wheels
- Frame pucks standard equipment on all CityX XB9SX models
- Lightweight, multifunctional aluminum frame; its massive size and superior rigidity deliver great responsiveness and flickability
- Mass-centralized muffler: the weight of the exhaust system remains as low and near the center of the bike as possible, resulting in intuitive responsiveness and handling
- As with other Buell motorcycles, the XB9SX builds on Buell's design principles of mass centralization, frame rigidity and low unsprung weight

### NEW IN 2007

- New coarse-textured seat for increased riding comfort
- New redesigned 3D Fluid Silver airbox cover graphic

### ACCESSORIES

- Low Seat for XB9SX Models (P/N M0076.1AD)
- Streetfighter Seat (P/N 51891-03Y)
- Air Box Cover Mask (P/N 91212-04Y)
- Tail Bag for Lightning Models (P/N 91211-04Y)
- Detachable Trunk Bag (P/N 91456-05Y)
- City Screen Cover for Lightning® Models (P/N 94430-04YA)

View the full accessory assortment at [www.buell.com](http://www.buell.com).



Model Specifications <sup>1</sup>

**DIMENSIONS**

Overall Length <sup>6</sup>	76.2 in. (1935 mm)
Overall Width <sup>8</sup>	32.3 in. (820 mm)
Seat Height <sup>7</sup>	31.4 in. (797 mm)
Ground Clearance	4.35 in. (110 mm)
Rake (steering head)	21°
Fork Angle <sup>7</sup>	21°
Lean Angle <sup>9</sup> :	
• Soft Contact, Right	42°
• Soft Contact, Left	42°
• Hard Contact, Right	50°
• Hard Contact, Left	48°
Trail <sup>7</sup>	3.3 in. (83 mm)
Wheelbase <sup>6</sup>	52.0 in. (1320 mm)
Tires (Pirelli® Scorpion Sync):	
• Front	120/70 ZR-17
• Rear	180/55 ZR-17
Fuel Capacity	3.82 gal. (14.5 L)
Reserve Fuel Capacity	0.75 gal. (2.8 L) warning light
Fuel Economy (EPA urban/highway test) <sup>2</sup>	50/65 mpg (4.7/3.6 L/100 km)
Weight:	
• As Shipped	390 lbs. (177 kg)
• Gross Vehicle Weight Rating	850 lbs. (386 kg)
Load Capacity	398 lbs. (181 kg)

**ENGINE**

Engine	Air/oil/fan-cooled, 4-stroke, 45° V-Twin
Valve Train	OHV, two valves per cylinder, self-adjusting
Bore x Stroke	3.500 in. x 3.125 in. (88.90 mm x 79.38 mm)
Displacement	60 cu. in. (984 cc)
Compression Ratio	10.0:1
Fuel Delivery	45 mm down draft DDFI II fuel injection
Intake	Zero-resistance airbox
Exhaust	Tuned, tri-pass resonance chamber with mass-centralized mounting
Torque (North America per SAE J607)	70 ft. lbs. @ 5500 rpm (95 NM @ 5500 rpm)
Horsepower (North America per SAE J607)	92 hp @ 7500 rpm
Lubrication	Dry-sump
Oil Capacity	2.5 qts. (2.4 L)
Oil Filtration	Screw-on disposable element

**DRIVETRAIN**

Primary Drive	Chain, 1.676:1 (57/34) ratio
Final Drive <sup>3</sup>	Constant path, 14 mm pitch aramid-reinforced Hibrex® belt with Flexten® Plus technology, 2.407:1 (65/27) ratio
Clutch	Wet, multi-plate, compensated
Transmission	5-speed, constant mesh
Gear Ratios:	
• 1st	2.648
• 2nd	1.892
• 3rd	1.407
• 4th	1.166
• 5th	1.000

**CHASSIS<sup>4</sup>**

Frame	Aluminum frame with Uniplanar™ powertrain vibration isolation system, fuel in frame
Front Fork	43 mm Showa® inverted forks with adjustable compression damping, rebound damping and spring preload
Rear Shock	Showa® coil-over monoshock with remote, under-seat reservoir and adjustable compression damping, rebound damping and spring preload
Wheels:	Villain Black Powdercoat (new)
• Front	6-spoke, ZTL™ cast aluminum, 3.5 in. x 17 in. (89 mm x 432 mm)
• Rear	6-spoke, cast aluminum, 5.5 in. x 17 in. (140 mm x 432 mm)
Brakes:	
• Front	ZTL-type brake, 6-piston, fixed caliper, 375 mm single-sided, inside-out, stainless steel, floating rotor
• Rear	Single piston, floating caliper; 240 mm stainless steel, floating rotor
Suspension Travel:	
• Front Wheel	4.72 in. (120 mm)
• Rear Wheel	5.00 in. (127 mm)

**ELECTRIC**

Battery (per Battery Council International Rating)	Sealed lead acid, maintenance-free, 12V, 12 amp/hour, 200 cca
Charging	494W peak, 38-amp, permanent magnet, 3-phase alternator with solid-state regulator
Starting	1.2 kW electric with solenoid shift starter motor engagement
Lights (as per country regulation):	
• Headlamp (twin quartz halogen [H7])	55-watt low beam, 55-watt high beam
• Tail/Stop Lights	5W/21W
• Turn Signal Lights	10W manual canceling
• License Plate Light	5W

**INSTRUMENTS**

Electronic speedometer, tachometer, odometer; dual resettable trip-meter; high beam, neutral, oil, low fuel (plus, odometer shows miles traveled on reserve), turn signal and engine diagnostic indicator lamps; clock

**COLORS<sup>5</sup>**

Hero Blue Translucid, Kick Ash Translucid

**WARRANTY**

Warranty 24 months (unlimited mileage)

<sup>1</sup> Specifications for non-U.S. markets might differ. Buell reserves the right to discontinue models or change specifications at any time without incurring any obligation. Vehicle specifications may vary from country to country depending on local laws. Some models are not available in certain countries.  
<sup>2</sup> Based on tests conducted under lab conditions per U.S. E.P.A. test procedures. Mileage will vary depending on personal riding habits, weather conditions, trip length and vehicle condition.  
<sup>3</sup> Hibrex® and Flexten® are registered trademarks of the Goodyear Tire & Rubber Company.  
<sup>4</sup> Showa® and Pirelli® are registered trademarks of their respective owners.  
<sup>5</sup> Availability may vary from dealer to dealer, and is subject to change without notice.  
<sup>6</sup> Unladen, wet configuration (no rider, all fluids).  
<sup>7</sup> Laden, wet configuration (design rider, all fluids).  
<sup>8</sup> Without mirrors.  
<sup>9</sup> Bottomed-out configuration (100% suspension compression).

Features



Magnesium Race Stripe Paint Set shown - available in three or four-piece sets (shown on 2006 model).



Lightning CityX XB9SX features rugged Pirelli Scorpion Sync tires and mass centralized muffler.




Rugged cross bars, "X" airbox guard, and deflectors are standard on CityX XB9SX. centralized muffler.



The City Skyline Seat keeps you in-control on city streets.



Available P&A includes Detachable Trunk Bag (P/N 91456-05Y) and Tail Bag (P/N 91211-04Y) (shown on 2006 model).



Frame pucks uphold urban streetfighting attitude.



LIGHTNING®: XB12S/Lightning® XB12Scg



Classic Lightning with Radical, High-Performance Chassis Dimensions and Ergonomics





## Model Overview

Flip for Specifications and Color Options

### MODEL OVERVIEW

Take leadership and own the Streetfighter category. The Lightning® XB12S model is the true reincarnation of the Buell® Lightning® S1 motorcycle, delivering even more classic American brute performance with instant torque, strong power and bold sexy style. The XB12S and XB12Scg models are graduation points for transfer customers and current owners, keeping S1/X1/M2 motorcycle customers in the Buell® family.

### MODEL UNIQUE FEATURES

#### Engine

- Reincarnation of the Buell® Lightning S1 motorcycle: classic engine geometry and charisma of the S1 with enhancements of the XB engine; delivers instant torque and strong power delivery
- Thunderstorm®, 1203 cc, 103 hp (per SAE J607), 84 ft. lbs. torque, 10.0:1 compression ratio
- Same bore as 984 cc (3.5 in.) with longer stroke 3.812 in. (from 3.125 in.)
- Single-piece 49 mm intake throttle body
- 1.50:1 primary drive ratio

#### InterActive Exhaust

- Enhances engine performance and helps maintain strong power deliver curve
- Valve in the dual-chamber muffler is controlled by the ECM and adjusts exhaust flow according to exact operating conditions
- ECM monitors engine speed and throttle position while activating valve to optimize torque and horsepower for the riding condition

- 1.75-inch header pipes
- Enhances rich, throaty rumble of the Buell® exhaust tone

#### Innovative Belt Drive System

- Constant-path, 14 mm pitch aramid-reinforced Hibrex® belt with Flexten® Plus technology
  - Exceptional strength and life
  - No scheduled replacement!
- All the benefits of belt technology: clean, quiet, lightweight, no adjustments

#### CHASSIS

- XB12Scg features lower center of gravity with 1-inch lower suspension and 1-inch lower seat
- Balanced in-control feel with relaxed seating position

#### STYLING

- Sexy and confident looks: Midnight Black, Valencia Orange Translucid, and new Cherry Bomb Translucid
- Graphite gray frame, swingarm, passenger peg brackets
- Magnesium tone cam/clutch cover
- **New** Cherry Bomb Translucent wheels on Cherry Bomb Translucid model
  - Beautiful, high gloss
  - Powder paint creates a deep, glossy finish

### NEW IN 2007

- New Cherry Bomb Translucid bodywork and wheels combo
- Redesigned 3D airbox cover graphic
- New Pirelli® Diablo T tires for better all-around, real world riding

### ACCESSORIES

- Select Seat for XB Lightning® Models – Black (P/N 51906-06Y)
  - Other colors are available
- Tank Bag (P/N 91213-04YA)
- Voltage Custom Paint Set (P/N 95738-05YAD)
- Voltage Tail Section (P/N 50779-06Y)
- Voltage Rider and Passenger Heel Guards (P/N 50778-06Y & 50777-06Y)
- Torque Hand Grips (P/N 56144-04Y)
- Detachable Saddlebags for Lightning® Models (P/N 91458-05Y) (Required for Detachable Trunk Bag installation.)
- Detachable Trunk Bag (P/N 91456-05Y)

View the full accessory assortment at [www.buell.com](http://www.buell.com).



# LIGHTNING®: Lightning® Long XB12Ss

Classic Lightning with Stretched Chassis Dimensions and Ergonomics  
for Increased Size, Comfort, and Convenience





## Model Overview

*Flip for Specifications and Color Options*

### MODEL OVERVIEW

The Lightning® Long XB12Ss model delivers all the brute performance and bold edgy looks of the original Lightning XB12S model, with stretched chassis dimensions and ergonomics for more size, comfort, and convenience.

### MODEL UNIQUE FEATURES

#### More Comfortable

- 54-inch wheelbase – 2 inch longer swingarm than XB12S model
- Taller, thicker, wider seat and longer tail section
- More passenger room
- More under-seat storage
- 4.4 gallon fuel capacity and over 200-mile range
  - Larger frame side panels

#### Excellent Handling

- Increased wheelbase, trail, and steering head angle delivers a more “relaxed” feel by Buell® standards
- Flickable and responsive

### STYLING

- Body and wheel colors: Sunset Orange and Midnight Black
- **New** Designer Black Powdercoat wheels on Midnight Black model
- Graphite gray frame, swingarm, passenger peg brackets
- Magnesium tone cam/clutch cover
- Exclusive nose, tail and airbox graphics
- Model-specific gauge face graphic and timer cover
- Coarse-texture seat
- Extended Hammertone Silver tail
- Magnesium tone handlebar clamp, front module, license plate bracket, and center chin fairing

### NEW IN 2007

- Designer Black Powdercoat wheels on Midnight Black model
- New Pirelli® Diablo T tires for better all-around, real world riding
- Redesigned 3D airbox cover graphic

### ACCESSORIES

- Touring Seat (P/N 51916-06Y)
- Sport Seat - Black and Sunset Orange (P/N 51914-06Y & 51915-06Y)
- Tank Bag (P/N 91213-04YA)
- Air Box Cover Mask (P/N 91212-04Y)
- Detachable Saddlebags for Lightning® Long Model (P/N 91555-06Y)
- Tail Bag for Lightning® Models (P/N 91211-04Y)
- Magnesium Race Stripe Paint Set (P/N M5004.4ACYCK)
- City Screen Cover for Lightning® Models (P/N 94430-04YA)

View the full accessory assortment at [www.buell.com](http://www.buell.com).



## Model Specifications<sup>1</sup>

DIMENSIONS	
Overall Length <sup>6</sup>	79.6 in. (2023 mm)
Overall Width <sup>8</sup>	29.7 in. (755 mm)
Seat Height <sup>7</sup>	30.5 in. (775 mm)
Ground Clearance <sup>6</sup>	4.66 in. (118 mm)
Rake (steering head) <sup>7</sup>	23.5°
Fork Angle <sup>7</sup>	22°
Lean Angle <sup>9</sup> :	
• Soft Contact, Right	42°
• Soft Contact, Left	42°
• Hard Contact, Right	50°
• Hard Contact, Left	48°
Trail <sup>7</sup>	4.7 in. (119 mm)
Wheelbase <sup>6</sup>	54.0 in. (1372 mm)
Tires (Pirelli® Diablo T) <sup>4</sup> :	
• Front	120/70 ZR-17
• Rear	180/55 ZR-17
Fuel Capacity	4.40 gal. (16.7 L)
Reserve Fuel Capacity	0.83 gal. (3.1 L) warning light
Fuel Economy (EPA urban/highway test) <sup>2</sup>	48/65 mpg (4.9/3.6 L/100 km)
Weight:	
• As Shipped	400 lbs. (179 kg)
• Gross Vehicle Weight Rating	850 lbs. (386 kg)
Load Capacity	385 lbs. (175 kg)

ENGINE	
Engine	Air/oil/fan-cooled, 4-stroke, 45° V-Twin
Valve Train	OHV, two valves per cylinder, self-adjusting
Bore x Stroke	3.500 in. x 3.812 in. (88.90 mm x 96.82 mm)
Displacement	73.4 cu. in. (1203 cc)
Compression Ratio	10.0:1
Fuel Delivery	49 mm down draft DDFI II fuel injection
Intake	Zero-resistance airbox, ram air intake
Exhaust	Tuned, tri-pass resonance chamber with mass-centralized mounting
Torque (North America per SAE J607)	84 ft. lbs. @ 6000 rpm (113 NM @ 6000 rpm)
Horsepower (North America per SAE J607)	103 hp @ 6800 rpm
Lubrication	Dry-sump
Oil Capacity	2.5 qts. (2.4 L)
Oil Filtration	Screw-on disposable element

DRIVETRAIN	
Primary Drive	Chain, 1.676:1 (57/34) ratio
Final Drive <sup>3</sup>	Constant path, 14 mm pitch aramid-reinforced Hibrex® belt with Flexten® Plus technology, 2.407:1 (65/27) ratio
Clutch	Wet, multi-plate, compensated
Transmission	5-speed, constant mesh
Gear Ratios:	
• 1st	2.648
• 2nd	1.892
• 3rd	1.407
• 4th	1.166
• 5th	1.000

CHASSIS <sup>4</sup>	
Frame	Aluminum frame with Uniplanar™ powertrain vibration isolation system, fuel in frame
Front Fork	43 mm Showa® inverted forks with adjustable compression damping, rebound damping and spring preload
Rear Shock	Showa coil-over monoshock with remote, under-seat reservoir and adjustable compression damping, rebound damping and spring preload
Wheels:	Sunset Orange or Designer Black Powdercoat (new)
• Front	6-spoke, ZTL™ cast aluminum, 3.5 in. x 17 in. (89 mm x 432 mm)
• Rear	6-spoke, cast aluminum 5.5 in. x 17 in. (140 mm x 432 mm)
Brakes:	
• Front	ZTL-type brake, 6-piston, fixed caliper, 375 mm single-sided, inside-out, stainless steel, floating rotor
• Rear	Single piston, floating caliper; 240 mm stainless steel, floating rotor
Suspension Travel:	
• Front Wheel	4.72 in. (120 mm)
• Rear Wheel	4.97 in. (126 mm)

ELECTRIC	
Battery (per Battery Council International Rating)	Sealed lead acid, maintenance-free, 12V, 12 amp/hour, 200 cca
Charging	494W peak, 38-amp, permanent magnet, 3-phase alternator with solid-state regulator
Starting	1.2 kW electric with solenoid shift starter motor engagement
Lights (as per country regulation):	
• Headlamps (twin quartz halogen [H7])	55-watt low beam, 55-watt high beam
• Tail/Stop Lights	5W/21W
• Turn Signal Lights	10W manual canceling

INSTRUMENTS	
Electronic speedometer, tachometer, odometer; dual resettable trip-meter; high beam, neutral, oil, low fuel (plus, odometer shows miles traveled on reserve), turn signal and engine diagnostic indicator lamps; clock	

COLORS <sup>5</sup>	
Sunset Orange, Midnight Black	

WARRANTY	
Warranty	24 months (unlimited mileage)

<sup>1</sup> Specifications for non-U.S. markets might differ. Buell reserves the right to discontinue models or change specifications at any time without incurring any obligation. Vehicle specifications may vary from country to country depending on local laws. Some models are not available in certain countries.

<sup>2</sup> Based on tests conducted under lab conditions per U.S. E.P.A. test procedures. Mileage will vary depending on personal riding habits, weather conditions, trip length and vehicle condition.

<sup>3</sup> Hibrex® and Flexten® are registered trademarks of the Goodyear Tire & Rubber Company.

<sup>4</sup> Showa® and Pirelli® are registered trademarks of their respective owners.

<sup>5</sup> Availability may vary from dealer to dealer, and is subject to change without notice.

<sup>6</sup> Unladen, wet configuration (no rider, all fluids).

<sup>7</sup> Laden, wet configuration (design rider, all fluids).

<sup>8</sup> Without mirrors.

<sup>9</sup> Bottomed-out configuration (100% suspension compression).

# LIGHTNING®: Lightning® Long XB12Ss

## Features



Shown in Midnight Black



Increased rake angle (23.5°) contributes to ergonomics that feel more "relaxed" while still delivering original Lightning performance and handling.



Designed for comfort, the XB12Ss features a wide and thick coarse-textured seat.



Longer tail section means more passenger room and more under-seat storage.



Two-inch longer swingarm adds to the "relaxed" riding feel.



Larger frame increases fuel capacity to 4.4 gallons.





**RACING**

**BLAST®**

**RACING**



RACING: XBRR™



Designed and Built to Win Races. A True Racing Thoroughbred.







## Model Overview

*Flip for Specifications and Color Options*

### MODEL OVERVIEW

The ultimate statement of Buell® performance, the Buell XBRR™ model is designed and built with a single goal in mind: to win races. Engineered from the ground up to compete at a higher level, and optimized for the AMA's Formula Xtreme Class, the XBRR motorcycle is a true racing thoroughbred.

**This "race only" vehicle is not legal for operation on public roads and does not meet U.S. EPA regulations for noise or emissions. It also does not meet the Federal Motor Vehicle Safety Standards and is therefore not allowed to be used outside of closed course events.**

### MODEL UNIQUE FEATURES

- Powerful Engine:
  - The Buell Thunderstorm® 1340 V-Twin engine raises the art of powertrain modification to new heights. Boasting a peak output rating of over 150 horsepower, it is designed to reliably finish strong under the intense rigors of high-level racing.
- Ohlins Front Fork:
  - The XBRR model's Ohlins front fork is the gold standard for superbike and GP racing, providing unmatched suspension performance.
- 62 mm Throttle Bodies:
  - Dual downdraft 62 mm fuel injection throttle bodies – the largest on any motorcycle – grace the 1340 cc engine, helping it generate a startling amount of power.
- ZTL<sup>2</sup> Front Brake:
  - The new 8-piston front caliper grabs the Buell ZTL<sup>2</sup> (Zero Torsional Load™) front disc with enough force to give GP level brake performance, but with less weight than conventional race brakes.
- Magnesium Wheels:
  - The six-spoke, XB-type Buell aluminum wheel for the street was already lighter than many available after-market magnesium wheels. The XBRR cast magnesium wheel provides an additional 33% weight reduction.
- Carbon Fiber Race Fairing:
  - The XBRR model's full race fairing was wind-tunnel tested to improve aerodynamics and reduce drag.

### ACCESSORIES

- Power Reduction Kit:
  - To accommodate eligibility in a wide variety of racing classes, an engine modification kit will be available to conform the XBRR model to a wide range of class regulations.

View the full Accessories assortment at [www.buell.com](http://www.buell.com).



Model Specifications<sup>1</sup>

DIMENSIONS	
Overall Length	77.8 in. (1976 mm)
Overall Width	48.5 in. (1232 mm)
Seat Height	30.5 in. (775 mm)
Ground Clearance	3.9 in. (99 mm)
Rake (steering head)	21°
Fork Angle	21°
Lean Angle:	
• Soft Contact, Right	47°
• Soft Contact, Left	47°
• Hard Contact, Right	>50°
• Hard Contact, Left	>50°
Trail	3.4 in. (86 mm)
Wheelbase	52.8 in. (1341 mm)
Tires (Pirelli® Diablo Superbike Slick) <sup>2</sup> :	
• Front	120/70R-17
• Rear	190/55R-17
Fuel Capacity	4.40 gal. (16.7 L)
Weight:	
• As Shipped	362 lbs. (164 kg)
• Gross Vehicle Weight Rating	700 lbs. (318 kg)
Load Capacity	338 lbs. (153 kg)
ENGINE	
Engine	Air/oil/fan-cooled, 4-stroke, 45° V-Twin
Valve Train	Two valves per cylinder
Bore x Stroke	4.079 in. x 3.125 in. (103.6 mm x 79.38 mm)
Displacement	81.7 cu. in. (1338 cc)
Compression Ratio	12.5:1
Fuel Delivery	Dual 62 mm downdraft throttle bodies, DDFI III
Exhaust	WAVE-analyzed header and mass-centralized muffler complying with 105-db AMA noise rules
Torque (North America per SAE J607)	>100 ft. lbs. @ 6400 rpm (>136 NM @ 6400 rpm)
Horsepower (North America per SAE J607)	>150 hp @ 8000 rpm
Lubrication	Dry-sump
Oil Capacity	4.0 qts. (3.8 L)
Oil Filtration	Screw-on disposable element

DRIVETRAIN	
Primary Drive	Chain
Final Drive	Single row chain, 520 size
Clutch	Wet, multi-plate, compensated
Transmission	Gorilla: 5-speed close-ratio with concentric input and output shafts, straight-cut gears
Gear Ratios:	
• 1st	2.191
• 2nd	1.745
• 3rd	1.364
• 4th	1.158
• 5th	1.000
CHASSIS	
Frame	Aluminum frame with Uniplanar™ powertrain vibration isolation system, fuel in frame
Front Fork	Ohlins adjustable
Rear Shock	Ohlins adjustable
Wheels:	Villain Black
• Front	Reinforced XB-type 6-spoke, ZTL™ cast aluminum 3.5 in. x 17 in. (89 mm x 432 mm)
• Rear	Reinforced XB-type 6-spoke, ZTL™ cast aluminum 5.75 in. x 17 in. (146 mm x 432 mm)
Brakes:	
• Front	ZTL2™ Braking System (Zero Torsional Load™) reversed roto-clamped by 8-piston Nissin caliper
• Rear	Nissin caliper, 230 mm twin piston
Suspension Travel:	
• Front Wheel	4.7 in. (120 mm)
• Rear Wheel	5.0 in. (127 mm)

ELECTRIC	
Battery (per Battery Council International Rating)	12V, 4 amp
Charging	Alternator
Starting	Roller kart recommended
INSTRUMENTS	
Tachometer; indicator lamps for shift, power on, and low oil pressure	
COLORS <sup>3</sup>	
Buell Racing Paint Scheme	

<sup>1</sup> Specifications for non-U.S. markets might differ. Buell reserves the right to discontinue models or change specifications at any time without incurring any obligations. Vehicle specifications may vary from country to country depending on local laws. Some models are not available in certain countries.


<sup>2</sup> Pirelli® is a registered trademark of its respective owner.

<sup>3</sup> Availability may vary from dealer to dealer, and is subject to change without notice.

Features




Wind-tunnel-tested carbon fiber race fairing to improve aerodynamics and reduce drag.



ZTL2™ (Zero Torsional Load) new 8-piston front caliper delivers the stopping power.




Magnesium wheels reduce the unsprung weight and keep the tires on the track.



Buell® Thunderstorm 1340 V-Twin engine delivers incredible power



Ohlins front fork provides unmatched suspension performance.



Dual downdraft 62 mm throttle bodies feed the powerful Thunderstorm 1340 V-Twin.





**BLAST®**

**BLAST®**



**BLAST<sup>®</sup>**

**The Essence of Sport Motorcycling**





## Model Overview

*Flip for Specifications and Color Options*

### MODEL OVERVIEW

The easiest way to get into the real-world riding experience, the Blast® model is the essence of sport riding and the Buell® brand. It's a responsive, easy-to-handle, affordable motorcycle that provides a unique experience of sight (distinctive style), sound (throaty thumper sound of Buell single-cylinder engine), and fun.

Powering the Blast motorcycle is an air-cooled, single-cylinder, 492 cc engine. This engine delivers great power over a wide rpm range.

### MODEL UNIQUE FEATURES

- Torquey, air-cooled, four-stroke, single-cylinder, 492 cc engine
- Two seat height options (27.5 in. or 25.5 in.)
- Reduced effort/reach controls
- Only 360 lbs. dry weight
- 320 mm front brake rotor with dual-piston, floating caliper
- Easy maintenance
- Easy to operate
- Intuitive handling/agility

### AVAILABLE OPTIONS


- Low profile or standard seat height

### NEW IN 2007


- Arctic White color option
- Redesigned tank cover graphics in Graphite/Silver

### ACCESSORIES

Available accessories include:

- Buell Pro-Series Air Cleaner for Blast® Models (P/N 29026-03Y) 
- Low Profile Seat for Blast® Models (P/N M0127.TA)
- Windshield for Blast® Models – Black Silk-Screened (P/N 57775-01Y)
- Metro Tank Bag (P/N 94776-00Y)
- Saddlebags for Blast® Models (P/N 90420-00Y)
- Hero Tail Guard (P/N 53840-00Y)
- Traction Hand Grips (P/N 55959-02Y)
- Buell® Tool Kit (P/N 94685-03Y)

View the full Accessories assortment at [www.buell.com](http://www.buell.com).

 Buell® motorcycles modified with some Buell Pro-Series performance engine parts must not be used on public roads and in some cases may be restricted to closed-course competition. In this section, all engine-related performance parts identified with the race flag symbol are intended for racing applications only and are not legal for sale or use in California on pollution-controlled vehicles. Alterations of emission-related components constitutes tampering under the US EPA guidelines and can lead to substantial fines and penalties.



Model Specifications<sup>1</sup>

DIMENSIONS	
Overall Length <sup>5</sup>	77.8 in. (1976 mm)
Overall Width <sup>7</sup>	29.3 in. (743 mm)
Seat Height <sup>6</sup> :	
• Standard	27.5 in. (699 mm)
• Low Profile	25.5 in. (648 mm)
Ground Clearance <sup>5</sup>	3.88 in. (99 mm)
Rake (steering head) <sup>5</sup>	25°
Trail <sup>6</sup>	3.4 in. (86 mm)
Wheelbase	55.0 in. (1397 mm)
Tires (Dunlop <sup>3</sup> ):	
• Front	K330A 100/80-16 50s
• Rear	K330 120/80-16 60s
Fuel Capacity	2.8 gal. (10.6 L)
Reserve Fuel Capacity	0.55 gal. (2.1 L)
Fuel Economy (EPA urban/highway test) <sup>2</sup>	69/73 mpg (3.4/3.2 L/100 km)
Weight:	
• As Shipped	360 lbs. (163 kg)
• Gross Vehicle Weight Rating	780 lbs. (354 kg)
Load Capacity	390 lbs. (177 kg)
ENGINE	
Engine	Air-cooled, 4-stroke, single cylinder
Valve Train	OHV, two valves per cylinder, hydraulic adjusters, self-adjusting
Bore x Stroke	3.500 in. x 3.125 in. (88.90 mm x 79.38 mm)
Displacement	30.0 cu. in. (492 cc)
Compression Ratio	9.2:1
Fuel Delivery	40 mm Keihin™ carburetor with auto fuel enricher system
Intake	Tuned, velocity expansion chamber
Exhaust	Tuned, tri-pass resonance chamber
Torque (North America per SAE J607)	30 ft. lbs. @ 3200 rpm (41 NM @ 3200 rpm)
Horsepower (North America per SAE J607)	34 hp @ 6500 rpm
Lubrication	Dry-sump
Oil Capacity	2.0 qts. (1.9 L)
Oil Filtration	Screw-on disposable element

DRIVETRAIN	
Primary Drive	Chain, 1.676:1 (57/34) ratio
Final Drive <sup>3</sup>	Kevlar® belt, 2.963:1 (80/27) ratio
Clutch	Wet, multi-plate
Transmission	5-speed, constant mesh
Gear Ratios:	
• 1st	2.688
• 2nd	1.850
• 3rd	1.433
• 4th	1.181
• 5th	1.000

CHASSIS	
Frame	Wide beam HSLA steel backbone frame with built-in oil reservoir, Uniplanar™ powertrain vibration isolation, Titanium color finish
Front Fork <sup>3</sup>	37 mm Showa® conventional forks
Rear Shock <sup>3</sup>	Showa non-adjustable, gas-charged compression shock
Wheels:	Stardust Silver
• Front	5-spoke cast, 2.50 in. x 16 in. (63.5 mm x 406 mm)
• Rear	5-spoke cast, 2.75 in. x 16 in. (69.9 mm x 406 mm)
Brakes:	
• Front	Dual piston, floating caliper, 320 mm, stainless steel fixed rotor
• Rear	Single piston, floating caliper; 220 mm stainless steel, fixed rotor

ELECTRIC	
Battery (per Battery Council International Rating)	Sealed lead acid, maintenance free, 12V, 12 amp/hour, 200 cca
Charging	297W AC alternator, solid-state regulator/rectifier
Lights (as per country regulation):	
• Headlamp (sealed beam)	55-watt low beam, 60-watt high beam
• Tail/Stop Lights	5W/21W
• Turn Signal Lights	10W manual canceling

CONVENIENCE	
Instruments	Electronic speedometer with LED odometer and tripmeter; built-in LED indicator lamps for low oil pressure, high beam, turn signals, neutral
Clutch	Reduced clutch effort with shorter reach lever
Shift Pedal	Fully adjustable shift pedal enables personalized fit
Body Panels	Molded-in color body panels resist dents/chips; most scratches easily buff out
Turn Signals	Flexible, resist damage
Under Seat Storage	Yes

COLORS <sup>4</sup>	
Midnight Black, Arctic White (new)	

WARRANTY	
Warranty	24 months (unlimited mileage)

- <sup>1</sup> Specifications for non-U.S. markets might differ. Buell reserves the right to discontinue models or change specifications at any time without incurring any obligations. Vehicle specifications may vary from country to country depending on local laws. Some models are not available in certain countries.
- <sup>2</sup> Based on tests conducted under lab conditions per U.S. E.P.A. test procedures. Mileage will vary depending on personal riding habits, weather conditions, trip length, and vehicle condition.
- <sup>3</sup> Kevlar®, Showa®, and Dunlop® are registered trademarks of their respective owners.
- <sup>4</sup> Availability may vary from dealer to dealer, and is subject to change without notice.
- <sup>5</sup> Unladen, wet configuration (no rider, all fluids).
- <sup>6</sup> Laden, wet configuration (design rider, all fluids).
- <sup>7</sup> Without mirrors.

## Features



Shown in Midnight Black with low profile, 25.5-inch seat